



Magic Maths

Abracadabra! Solve addition, subtraction and first multiplication sums in this magical game. Rub the cards to check your answers and be the first to fill your wizard board with yucky ingredients!

Contents

• 4 wizard boards • 30 spell ingredient cards • 30 magic sum cards

Setting up the game

Each player chooses a wizard board.




Spread the magic sum cards face down on the table.



Shuffle the spell ingredient cards and deal six to each player, number side up.

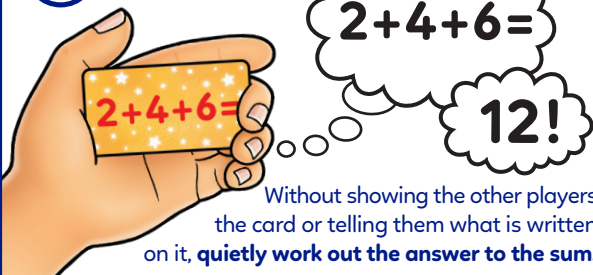
1 Pick a card

The youngest player starts.



Turn over a magic sum card.

2 Solve the sum!



Without showing the other players the card or telling them what is written on it, **quietly work out the answer to the sum.**



When you think you have solved the sum, look at your spell ingredient cards to see if any of them show the same number as the answer.

3 Check the answer!



If you have the matching card, shout "**Abacadabra!**" and rub the black star on the back of the sum card to magically reveal (and check) the answer.

If you have answered the sum correctly, place the ingredient card, picture side up, on your wizard board.

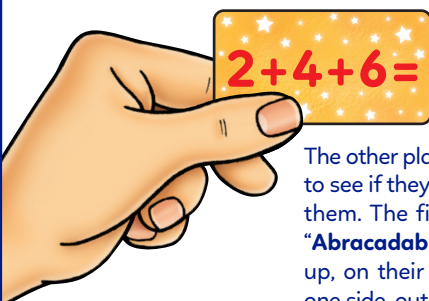
Play passes to the next player.

The sum card is placed to one side, out of play.



4 No match

If you **do not** have the answer card in front of you, or you **answer the sum incorrectly**, show the sum to the other players.



Abacadabra!

The other players then race to answer the sum and look to see if they have the matching answer card in front of them. The first player to find the answer and shout "**Abacadabra!**" puts the ingredient card, picture side up, on their wizard board. The sum card is placed to one side, out of play.

If no one has the matching answer, place the sum card out of play. Play passes to the person next to the player who originally turned over the sum card.

5 The winner!

The winner is the first player to fill their wizard board with six ingredients for a magic spell.

