


Make an elf house


...to play with or hang on your tree.

You will need:


- A cardboard tube
- Paint
- Scissors
- Patterned paper
- Sticky tape
- Pens or crayons




- 1 Paint cardboard tube and let dry.




- 2 Draw window.




- 3 Draw a door.



- 4 Draw around a bowl.



- 5 Cut out circle.





- 6 Cut to the middle.



- 7 Fold circle around to make a cone.

- 8 Stick cone to tube.



To hang up, stick a loop of string to the top.

