

Make a sock snowman

You will need:

An old white sock
A rubber band
Uncooked rice
A ribbon
Felt pens



You could fill me with cotton wool, another sock or dried lentils instead.

- 1** Put sock in a mug.




Fold top over.

- 2** Add rice.



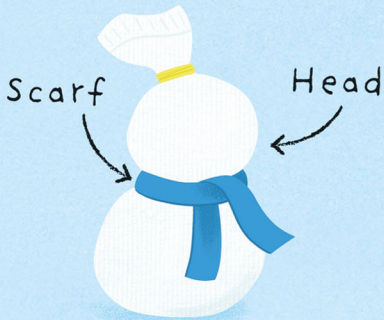
Don't fill to the top.

- 3** Close sock.



Rubber band


- 4** Tie ribbon around sock.



Scarf

Head

- 5** Fold sock top over to make hat.



Hat

- 6** Draw on eyes, a nose and buttons.



You could stick on a pom pom nose instead.



© Usborne Publishing Limited, 2022

Usborne Activities

Find more like this in **Christmas Things to Make and Do**. Find more activities at [usborne.com/activities-for-kids](https://www.usborne.com/activities-for-kids)



USBORNE

