

Usborne  
Sticker Dolly Dressing  
Rainbow Unicorns

To: .....

Let's celebrate!



Date: .....

Time: .....

Address: .....

.....

From: .....

RSVP: .....

To: .....

Let's celebrate!



Date: .....


Time: .....

Address: .....

.....

From: .....

RSVP: .....




Discover more fun in Rainbow Unicorns  
[usborne.com/stickerdollydressing](http://usborne.com/stickerdollydressing)



Usborne  
Sticker Dolly Dressing  
Rainbow Unicorns


Carefully cut around the template below  
and staple the strips together to create a  
unicorn flower headband.



Discover more fun in Rainbow Unicorns  
[usborne.com/stickerdollydressing](http://usborne.com/stickerdollydressing)

Usborne  
Sticker Dolly Dressing  
Rainbow Unicorns

Carefully cut around the strips below,  
then join them together to create  
Rainbow Unicorn paperchains!



Discover more fun in Rainbow Unicorns  
[usborne.com/stickerdollydressing](http://usborne.com/stickerdollydressing)

Usborne  
Sticker Dolly Dressing  
Rainbow Unicorns

Dear .....

Thank you for

.....  
.....  
.....

From .....




Dear .....

Thank you for

.....  
.....  
.....

From .....



Discover more fun in Rainbow Unicorns  
[usborne.com/stickerdollydressing](http://usborne.com/stickerdollydressing)