

We're 50!



USBORNE  
Be Curious.

# Nurseries Activity Pack

Spring 2023

Engaging  
activities for early  
years settings



# Welcome to our Nurseries Activity Pack

Spring 2023

Welcome to our Nurseries Activity Pack! Designed with nursery teachers and early years providers in mind, it contains lots of activities taken from Usborne books for early years, all of which encourage creativity, pen control and writing skills.

You can see all our books for nursery age children at [usborne.com/EarlyYears](https://www.usborne.com/EarlyYears)



All of the books featured in this pack can be given to your nursery for free through hosting a book event with an Independent Usborne Partner.

Find out more about the ways we work with nurseries at [usborne.com/Nurseries](https://www.usborne.com/Nurseries)

You can find lots of similar activities at [usborne.com/Activities](https://www.usborne.com/Activities)

For more ideas and inspiration for your classroom, sign up to our [nurseries newsletter](#)

We're 50!





# Arts & Crafts

Illustrations by Gareth Lucas  
© Usborne Publishing Ltd. 2021


We're 50!



USBORNE  
Be Curious.

# Hens and chicks

Connect the dots in number order, to finish the hen house.



Can you help me find five more chicks?

Follow the trails to see which hen will go to the hen house.



# Make a handprint hen picture

You can print a hen and her chicks using your hand and fingertips.

## Hen

- 1 Paint the palm of your hand orange.
- 2 Press hand onto paper.
- 3 Use pens to decorate.





Paint your fingers too.



## Chick

- 1 Paint your fingertip yellow.
- 2 Press onto paper.
- 3 Use pens to decorate.



I'm going to wait for the paint to dry before I add the details.



Print as many chicks as you like.



# Sunny day

Which bird matches the black shape on the sun?



Draw over the patterns to finish the clothes.

Where's the sock that matches this one?

Spot 3 differences between these two baskets.

# Make a paper flower

...using two paper cupcake cases.


**1** Flatten one cupcake case.



**2** Fold it in half three times.




**3** Cut it like this, then unfold it.



**5** Turn it over and stick on another case.



**6** Decorate the middle with pens, or add balls of tissue paper.



You could scrunch up the leftover pieces from the cupcake cases and stick them in the middle.



Why not add a paper leaf?

Fill in the stem with a green pen.



# Make a bee

...from a cardboard egg box.



- 1** Tear one cup off an egg box.



- 2** Trim the edges.



- 3** Cut from the edge to the middle.



- 4** Paint it yellow. Leave it to dry.



- 5** Paint black stripes. Leave them to dry.



- 6** Draw around the bee on paper.




- 7** Cut it out.




- 10** Add eyes and a mouth.



- 11** Put string into the cut to hang it.



- 8** Cut it in half.



- 9** Stick the wings to the body.



Use any paper for the wings.



# Bee

1



Draw a body.

2




Give it two wings.


3



Add an eye and two stripes.



Bees like to visit flowers.



# Chick



1 Draw the body.



2 Add a beak and an eye...



3 ...then a tail and two legs.



I think I'll use my yellow crayon.

cheep  
cheep



We're 50!



USBORNE  
Be Children.



# Hen



1

Draw the body.



2

Add a beak and a tail.




3

Draw an eye and two legs...



4

...and a crest on her head.



I've drawn a sleeping hen.

We're 50!





# Puzzles


We're 50!



USBORNE  
Be Curious.

# Sea life

Lots of fish, sea creatures and plants live in the sea. Look at this big picture. Can you find everything that's in the yellow box at the bottom?



We're 50!




# Sea otters

These otters need to swim through the seaweed forest to the surface of the sea. Which way should they go?



The otters need to get to here.




Otter family

# Penguins


Penguins can't fly, but they're amazing at swimming underwater.

Look at the picture below. Can you spot...

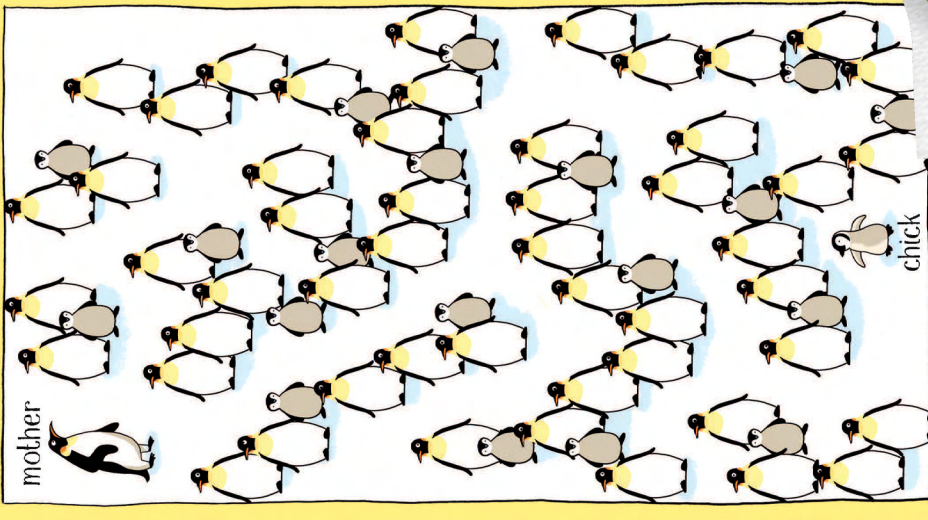
- a penguin that's caught a fish?
- a penguin with an open beak?
- a penguin leaping onto the ice?
- a group of three fish?
- two swimming penguins that are exactly the same?
- a penguin looking at its feet?



Help this Adélie penguin slide to the sea on its tummy. Draw a line down the blue path to take it there and try not to touch the sides.



A mother emperor penguin is trying to find her chick. Which way does she need to waddle through the penguin colony to get to it?





Circle the piece that will finish the picture.

Find and circle ten farm animals  
hiding in the picture.



Find and circle all the letters in the word...

d u c k s







# Colouring

We're 50!



USBORNE  
Be Curious.



Splash! I'm  
a sea turtle.





I'm a little crab  
with clickety clackety claws.







I'm a curly whirly seahorse.



Oink!  
Muddy puddles  
are fun.




Isn't the water  
nice today?

We're 50!





USBORNE  
Be Creative.

"Brrm brrrrm!"  
goes the tractor.




Cheep, cheep,  
little chicks!





Welcome to the  
farmhouse.



How are you  
today, cow?





## Explore these books further

Discover lots more activities for your little learners in the books featured in this booklet.  
Click on the book covers to find out more.




We're 50!



USBORNE  
Be Curious.





Would you like to host a nursery event and get these books for free? Visit [Usborne.com](https://www.usborne.com) to find your local Independent Usborne Partner who can tell you more about our services.

You are welcome to share this booklet and activities, but must credit Usborne when doing so. This booklet must not be used for any commercial purposes.



We're 50!



USBORNE  
Be Curious.